





MTO FOR ELECTRICAL SYSTEM

HP02-00-EL-MTO-0001

A	23-Nov-23	Issued for Internal Review		N.M.A	N.T.T	N.T.S	V.L.T
REV. NO.	DATE	DESCRIPTION		PREP'N	CHECK	REVIEW	APPROVAL
REV. NO.	DISCIPLINE	PREPARATION	CHECK	REVIEW		APPROVAL	
A	ELECTRICAL						
		N.M.A	N.T.T	N.T.S		V.L.T	

HAI PHONG 2 PROJECT

MTO FOR ELECTRICAL SYSTEM

DOC. No.
HP02-00-EL-MTQ-0001
REV. No. A
PAGE

No	Description	Unit	Q'ty	Remark
I	DISTRIBUTION BOARD			
1	MCC-PUMP	Lot	1	Refer to HP02-00-EL-SLD-0001
2	DB-UPS.1	Lot	1	Refer to HP02-00-EL-SLD-0001
3	Power supply junction box (JBP-0702 / JBP-0502)	Lot	2	Refer to HP02-00-EL-DAS-0002
4	All accessories	Lot	1	
II	ELECTRICAL CABLES (Type Cu/XLPE/SWA/PVC - 0.6/1kV)			Refer to HP02-00-EL-DAS-0005
1	3C-25sqmm	m	615	Cable from MCC-PUMP
2	3C-16sqmm	m	265	
3	4C-2.5sqmm	m	880	
4	4C-4sqmm	m	275	
5	2C+PE-6sqmm	m	255	Cable from DB-UPS.1
6	2C+PE-4sqmm	m	852	
7	Tinned Copper Compression Lug, Ring Type, Metric Size, Single Stud Hole, Insulated, Rounded Tongue, IEC Standard Size, Detail Size Required As Listed Below: 2.5mm2, 4mm2, 6mm2, 16mm2, 25mm2)	Lot	1	
8	All accessories for cable termination (Bolts, nuts and spring washer....)	Lot	1	
III	CABLE TRAY			
1	Cable tray 100x100x1.5mm, Hot dip galvanise	m	200	
2	Cover for Cable tray 100x100, Hot dip galvanise	m	200	
3	Cable tray 200x100x1.5mm, Hot dip galvanise	m	5	
4	Cover for Cable tray 200x100, Hot dip galvanise	m	5	
5	All accessories (Hold down clamp, locking screws, bolts and all other necessary accessories for installation as per manufacture standard.)	Lot	1	
IV	LIGHTING SYSTEM			
	TANK FARM AREA			
1	Explosion proof led light one head 2x18W, on pole, with mica cover	Set	4	Refer to HP02-00-EL-DAS-0004
2	Lighting Pole 3m, Hot dip galvanise	Set	4	
3	2C+PE-2.5sqmm, Cu/XLPE/SWA/PVC	m	250	

HAI PHONG 2 PROJECT

MTO FOR ELECTRICAL SYSTEM

DOC. No.
HP02-00-EL-MTQ-0001
REV. No. A
PAGE

No	Description	Unit	Q'ty	Remark
4	GI conduit 1" - HDG	m	200	
5	Flexible GI conduit 1"	m	50	
6	Juntion box explosion proof	Lot	1	Refer to HP02-00-EL-DAS-0002
7	Cable gland explosion proof - M20	Set	10	Refer to HP02-00-EL-DAS-0003
8	Lighting support and All accessories	Lot	1	
PUMP STATION				
1	Explosion proof led light one head 2x18W, suspension mounting	Set	2	Refer to HP02-00-EL-DAS-0004
2	Emergency light with LED 2x1W, Self-Container Battery 2h duration - Explosion proof	Set	-	Re-location
3	2C+PE-2.5sqmm, Cu/XLPE/SWA/PVC	m	50	
4	GI conduit 1" - HDG	m	50	
5	Flexible GI conduit 1"	m	5	
6	Juntion box explosion proof	Lot	1	Refer to HP02-00-EL-DAS-0002
7	Cable gland explosion proof - M20	Set	6	Refer to HP02-00-EL-DAS-0003
8	Lighting support and All accessories	Lot	1	
V	ISOLATOR & PUMP BUTTON			
PUMP STATION & ISOLATOR				
1	Isolator switch 63A-3P - Explosion proof	Set	2	Refer to HP02-00-EL-DAS-0001
2	Isolator switch 32A-3P - Explosion proof	Set	1	
3	Isolator switch 20A-2P - Explosion proof	Set	1	
4	Cable gland explosion proof - M20	Set	31	Included 3 pcs for spare Refer to HP02-00-EL-DAS-0003
5	Cable gland explosion proof - M25	Set	6	Included 2 pcs for spare Refer to HP02-00-EL-DAS-0003
6	Cable gland explosion proof - M32	Set	10	Included 2 pcs for spare Refer to HP02-00-EL-DAS-0003
7	Local Control Station (LCS) explosion proof	Set	3	Refer to HP02-00-EL-DAS-0006
8	All accessories	Lot	1	

HAI PHONG 2 PROJECT

MTO FOR ELECTRICAL SYSTEM

DOC. No.
HP02-00-EL-MTO-0001
 REV. No. A
 PAGE

No	Description	Unit	Q'ty	Remark
VI	GROUNDING SYSTEM			
1	1C-25sqmm, Cu/PVC (Green/yellow)	m	150	
2	1C-4sqmm, Cu/PVC (Green/yellow)	m	100	
3	EARTHING BAR, L=300mm, W=65mm, T= 10mm, IN STAINLESS STEEL 304, 400Wx250Hx150D, ENCLOSURE 1.5MM	Lot	1	
4	HDPE conduit DN30	m	150	
5	All accessories (cable lugs compression type, suitable for earth cable 4mm ² , 25mm ² and Bolts, nuts & spring washer....)	Lot	1	
VII	OTHER MISCELLANEOUS MATERIAL			
1	Cable Marker / Tag, Cable Ties	Lot	1	
2	Name/ Tag plate	Lot	1	
3	Terminal marker	Lot	1	
4	Rubber electrical tape	Lot	1	
5	Heat Shrinkable Sleeve	Lot	1	